





Self Test Function






Function Test

The function test is carried out every month for 3 minutes. The self function test checks the connection of battery, battery discharging and the connection of LED module.

Duration Test

An initial commissioning duration test is carried out for 120 minutes at first power ON, after 16 hours of battery charging. After that, the in-service duration test is carried out for 90 minutes every six months, on one day within the 150th day to the 180th day. A bi-colour indicator LED displays different status conditions. Green LED indicates the battery is charging, or a test is running. Yellow LED indicates the test results.

LED Colour	Status		On Time (Seconds)	Off Time (Seconds)	Description
Green		Permanent on	/	/	Normal state when mains connected
		Slow flash	1s	1s	Duration test running
		Very fast flash	0.2s	0.2s	Function test running
		Normal flash three times only	0.5s	0.5s	Time reset

Yellow		Permanent on	/	/	Battery failure
		Slow flash	1s	1s	Lamp failure
		Fast flash	0.5s	0.5s	Duration failure — This shall be maintained until the fault has been rectified and the luminaire passes a subsequent discharge test.
		Very slow flash	4s	1s	Recently tested and complies — This remains for 5 days after the test and then changes to solid Green.
Both Off		Off	/	/	Emergency mode when mains off

A test switch is applied for different functions activated manually

Duration	Function
Press for <2s	Simulate emergency mode, a mains power failure.
Press for 3-5s	Start duration test manually. The test can be aborted by pressing off (1–2s).
Press for 5-8s	Start Function test manually for 60s. The test can be aborted by pressing off (1–2s).
Press for >10s	Time Reset

Note:

1. When the mains is ON, the Green indicator will be permanent on. The luminaire checks the connection of battery and the connection of LED module, except if the luminaire is non-maintained.

2. Any luminaires on which we want to perform the function and/or duration tests must be connected to the mains supply for at least 16 uninterrupted hours. If the mains is OFF during these tests, the tests will be postponed for 3 days.

3. An accuracy of the timing of the test interval is ensured that it has an accuracy of ± 75 sec. per week. The timing function will be retained through periods of mains supply failure or interruption for up to 7 days.